

Protection Housing

PROTECTION HOUSING FOR CAPACITIVE SENSORS SCM

SPECIFICATIONS

This is used as a waterproof protective cover for the SC30M series with connector and SC30P series with cable output both for A.C. and D.C. supply.

The SCM housing is of non toxic material (POM) and is provided with a 1 1/2" GAS thread which allows for its installation by using a standard fitting. This type of installation means that the sensor can be rapidly removed for testing without allowing the loss material from the container and protects the sensor from abrasion.

Furthemore the use of the housing eliminates to a large degree variation in the sensitivity of the sensor due to deposits of material.

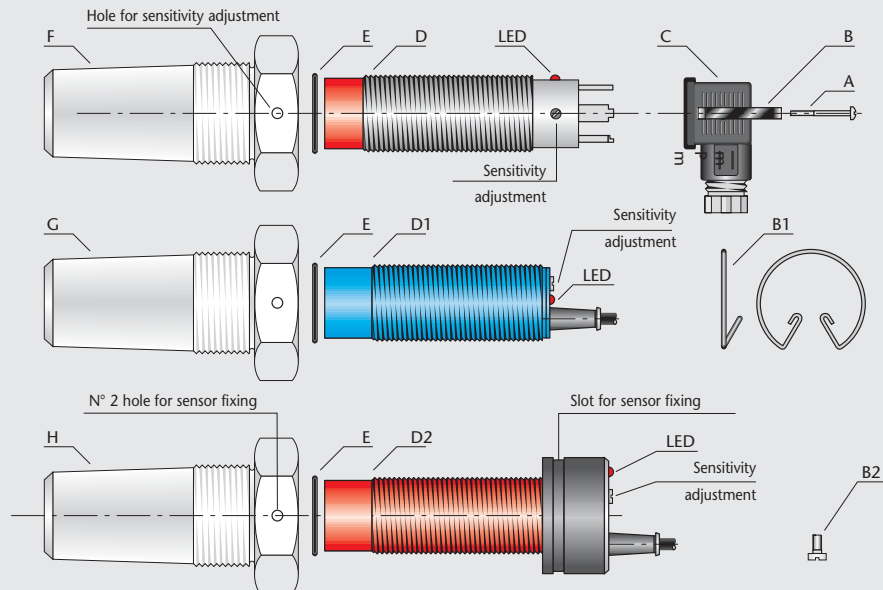
It is also available the protection housing for SC40P capacitive sensors.



INSTALLATION PROCEDURE: HOUSING + SENSOR

DESCRIPTION:

- A - Screw
- B - Fixing spring
K type
- B1 - Fixing spring
P type
- B2 - N° 2 screw M4x8 mm
- C - Connector
- D - Capacitive sensor with connector
- D1 - Capacitive sensor with cable
- D2 - Capacitive sensor with relay output
- E - Packing ring
- F - SCM-K housing
- G - SCM-P housing
- H - SCM-R housing

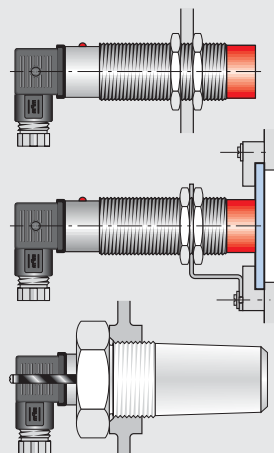


N.B:

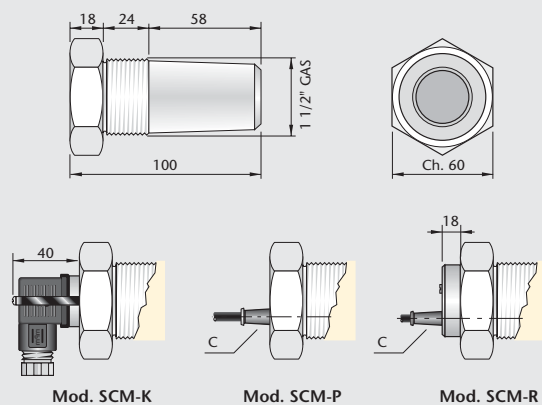
There are two types of housing available depending on the type of spring used, **SCM-K** for sensors with connector (SC30P-CE25K / SC30P-AE25K / SC30M-AE25K), **SCM-P** for sensors with cable or H plug M12 (SC30P-CE25 / SC30P-AE25), **SCM-R** for sensors with relay output and cable (SC30P-RE25T). The protection is supplied with complete accessories for mounting.

EXAMPLE

- 1 TRADITIONAL INSTALLATION IN THE CONTAINER WALL
- 2 INSTALLATION WITH A PLASTIC WINDOW (THICKNESS ≤ 6mm)
- 3 INSTALLATION WITH SCM PROTECTION HOUSING



DIMENSIONS (mm)



C = flexible rubber cable exit